

# SIZING GUIDE

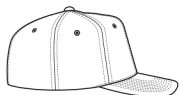
**PROFLEX**

XS/S	S/M	M/L	L/XL	XL/XXL
51 - 54cm 6 3/8 - 6 3/4	54 - 57cm 6 3/4 - 7 1/8	56 - 59cm 7 - 7 3/8	58 - 61cm 7 1/4 - 7 5/8	60 - 63cm 7 1/2 - 8

## ADJUSTABLE

YOUTH	ADULT
6 - 12 years 6 3/8 - 7	13+ years 6 7/8 - 7 1/2

## CROWN OPTIONS



**PRO HIGH (A)**

It has a structured, steep profile and is typically featured with a flat visor.



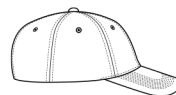
**PRO MID (B)**

Often thought of as the traditional baseball cap, it is usually structured, but has a slightly lower profile.



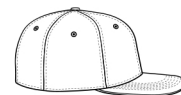
**MID TO LOW (C)**

It is slightly less slanted and more shallow than the Pro Mid, but can be structured or unstructured.



**LOW (D)**

It is either unstructured or lightly structured to lie closely to the head and is paired with a pre-curved visor.



**PRO ROUND (E)**

It has premium dual-tone buckram and rounded upper panels that contour to rest securely on your head. It is featured with a slight pre-curved visor.

## CLOSURES



Plastic Snap



Double Plastic Snap



Hook/Loop Tape



Tuck Strap with Slide



Tuck Strap with  
Buckle or Snap Buckle



D-Fit®



Nylon Strap with Plastic  
Buckle

 **OUTDOOR CAP.**

WWW.OUTDOORCAP.COM